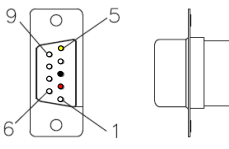


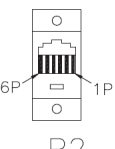
Bulletin #	010-94399
Models Affected	No523/No526
Versions	All Versions
Topic	No523/No526 RS232 Control Codes

Settings
115200 Baud
8 Bits
No Parity
1 Stop Bit



All Control Codes need to be terminated with a Carriage Return <CR>
 When something is entered correctly, the return prompt will be OK:
 When something is entered incorrectly, the return prompt will be Invalid Command



P1



P2

P1 Pin Assignment

- 1 - Not Used
- 2 - Red Wire
- 3 - Black Wire
- 4 - Not Used
- 5 - Yellow Wire
- 6 - Not Used
- 7 - Not Used
- 8 - Not Used
- 9 - Not Used

P2 Pin/Wire Assignment

- 1 – Blue (Cut and tuck into connector)
- 2 – Yellow (Pin 5 of P1)
- 3 – Green (Cut and tuck into connector)
- 4 – Red (Pin 2 of P1)
- 5 – Black (Pin 3 of P1)
- 6 - White (Cut and tuck into connector)

Material:
 9 Position D-Sub – F to 6 Pin Modular Jack – F (DigiKey P/N AE10308-ND)

RS232 Control Codes							
INTENSITY	!1003	IN_STANDBY	!1039	USB (D6)*	!1046	Fixed Output	!O001
STANDBY	!1005	XLR 1 (A1)	!103A	IN_MUTE	!1050	Variable HPF Line Out	!O002
ENTER	!100F	XLR 2 (A2)	!103B	OUT_MUTE	!1051	Headphone Low Impedance	!5000
SETUP	!1015	RCA 1 (A3)	!103C	STATUS	!1061	Headphone High Impedance	!5001
BALANCE	!102F	RCA 2 (A4)	!103D	STANDBY_NORMAL	!1062	Restore Factory Settings	!1000
VOL_DOWN	!1030	RCA 3 (A5)	!103E	STANDBY_GREEN	!1063	*526 Only # This returns "!2GET=XXX" where XXX equals the 3 digit volume number 000-800 ^ This returns "!3GET=!3SXX" where S is 0 for Balance Left and 1 for Balance Right. XX is balance in Hex 00 to C8 (decimal 0 to 200) and when XX is C9 the L/R channel is turned off.	
VOL_UP	!1031	PHONO (A6)	!103F	STANDBY_PWRSAVE	!1064		
MUTE	!1032	AES/EBU (D1)*	!1041	CURRENT VOLUME READ#	!2GET		
POLARITY	!1034	COAX 1 (D2)*	!1042	CURRENT BALANCE READ^	!3GET		
PREV_IN	!1035	COAX 2 (D3)*	!1043	Set Clari-Fi Off*	!C000		
NEXT_IN	!1036	OPT 1 (D4)*	!1044	Set Clari-Fi On*	!C001		
OUT_STANDBY	!1038	OPT 2 (D5)*	!1045	Variable Output	!O000		
Direct Volume	!2XXX	Where XXX equals the 3 digit volume number 000-800					
Direct Balance	!3SXX	S is 0 for Balance Left and 1 is Balance Right. XX represents balance in Hex 00 to C8 (decimal 0 to 200). When XX is set to C9 the L/R channel is turned off as it would when balance is turned beyond 20.0					

RS232 Control Codes (Phono Input)				
Phono MM Type	!4200	Phono Balance Set	!4SXX	S is 0 for Balance Left and 1 is Balance Right. XX represents balance in Hex 00 to 1E (decimal 0 to 30).
Phono MC Type	!4201	Phono Balance Read	!4GET	
Phono Gain Low (MC Only)	!4210	Phono R Load (MC Only)	!423X	X ranges from 0 - 9 and is selected option of Phono Resistive Loading. 0: 20 ohm, 1: 33 ohm, 2: 50 ohm, 3: 66 ohm, 4: 100 ohm, 5: 200 ohm, 6: 330 ohm, 7: 500 ohm, 8: 1k ohm, 9: 47k ohm
Phono Gain High (MC Only)	!4211	Phono C Load (MM Only)	!424X	X ranges from 0 - 4 and is selected option of Phono Capacitive Loading. 0: 50 pF, 1: 100 pF, 2: 150 pF, 3: 200 pF, 4: 680pF
Phono Gain Medium (MC Only)	!4212			
Phono Infrasonic Filter Off	!4220			
Phono Infrasonic Filter On	!4221			